



# Unit 5: Sports and hobbies

## Lesson 3.3

Page 76



# Lesson Outline

## Warm-up

## Speaking

## Consolidation

## Wrap-up

**E** Point, ask, and answer.

May I play volleyball?

Yes, you may.



**F** Play the Chain game.

May I go swimming?

Yes, you may.

May I go skateboarding?

No, you may not.





# Objectives

By the end of this lesson, students will be able to ask for permission, using verb phrases related to activities:

**Vocabulary:** watch TV, go skateboarding, go out, go swimming

**Structure:** *May I watch TV?*

*- Yes, you may./ No, you may not.*






# WARM-UP







# BROKEN WORDS





go



ska



ing



te



gh



rd



boa



set

Click on the piece.







go  
skateboarding





swi



ly



ing



go



mm



rd



wa



set

Click on the piece.







go swimming





re



go



ing



wa



th



si



tch



TV

Click on the piece.







watch TV





wh



ty



ou



go



u



rd



w



t

Click on the piece.







Go out











**E****Point, ask, and answer.**

1. Divide the class into pairs.
2. Demonstrate the activity using the speech bubbles.
3. Have Student A point and ask, have Student B answer.
4. Swap roles and repeat.
5. Afterwards, have some pairs demonstrate the activity in front of the class.





May I play volleyball?

Yes, you may.

1



2



3





May I play volleyball?

Yes, you may.

4



5



6









Extra Practice  
WB, page 53.



**Look and write.**

1



A: May I go out?

B: Yes, you may.

2



A: May I watch TV?

B: No, you may not.





Extra Practice  
WB, page 53.



**Look and write.**



A: May I go skateboarding ?

B: Yes, you may.



A: May I go swimming? ?

B: No, you may not.







## Play the *Chain game*.

1. Have students look at the example.
2. Divide the class into groups.
3. Have the students stand up.
4. Have Student A turn to Student B and ask the question, then have Student B answer.
5. Next, have Student B turn to Student C and ask the question, then have Student C answer.
6. Continue until all students have practiced.
7. Have some groups demonstrate the activity in front of the class.









# CONSOLIDATION





# LET'S PLAY!

*Click here to play the games.*

Tiếng Anh 3 i-Learn Smart Start

Phần mềm trò chơi tương tác

Unit 5 - Sports & Hobbies

Lesson 1

0%

Lesson 2

33,33%

Lesson 3

0%

Lesson 4

0%



Listen And Find



Look And Find



Grammar

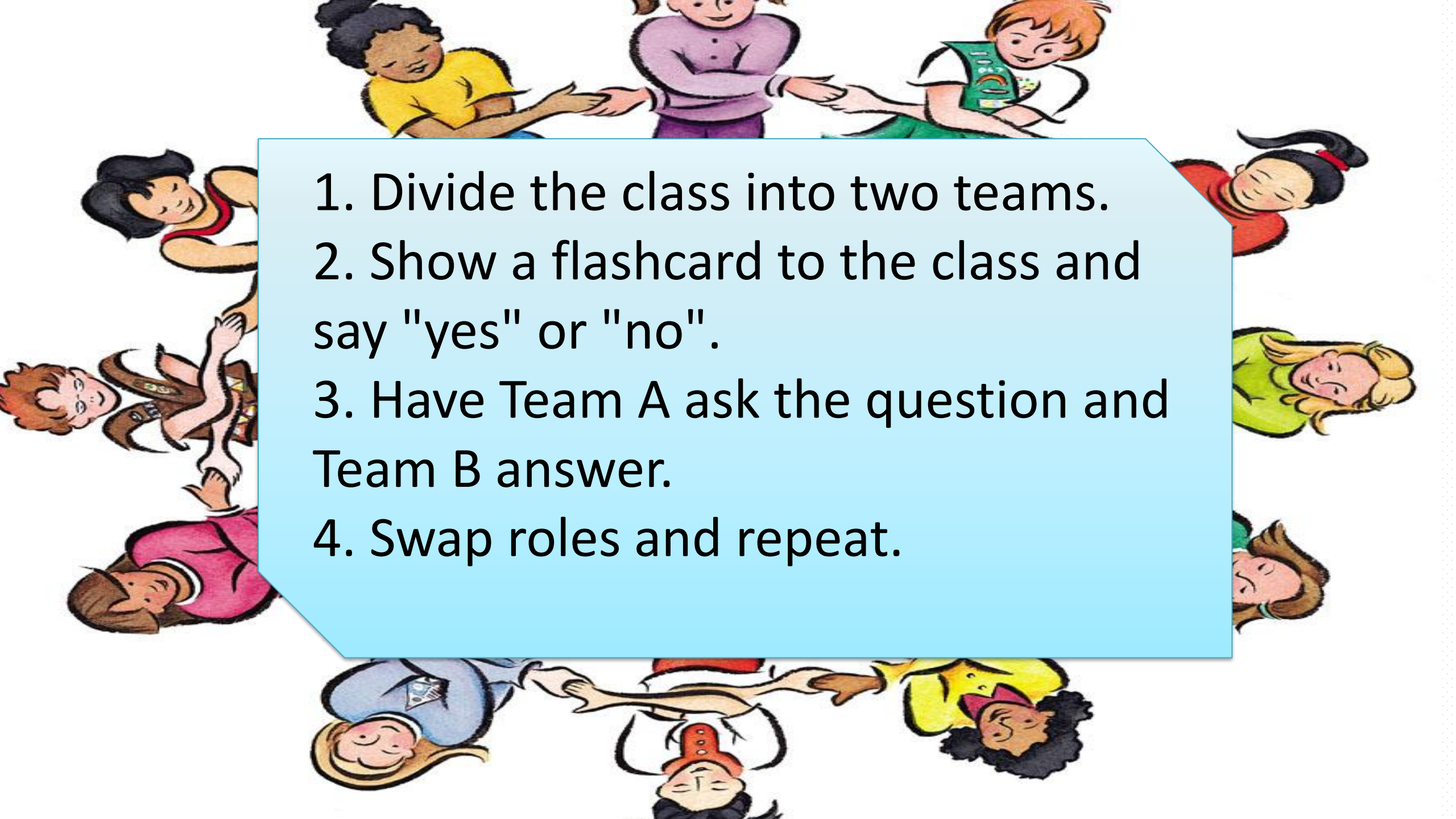




# WRAP-UP





- 
- A colorful illustration of several children of diverse backgrounds and ages. They are arranged in a circle, some holding hands, suggesting a group activity or game. The children are wearing various clothing like a yellow shirt, purple sweater, green dress, red shirt, green shirt, pink shirt, blue shirt, and a red hat. The background is white.
1. Divide the class into two teams.
  2. Show a flashcard to the class and say "yes" or "no".
  3. Have Team A ask the question and Team B answer.
  4. Swap roles and repeat.



Team A:

*May I play tennis?*



Team B: *No, you may not.*























# Today's lesson

## *Vocabularies*

- *watch TV*
- *go skateboarding*
- *go out*
- *go swimming*

## *Structures/ Sentence patterns*

- *May I watch TV?*  
- *Yes, you may./No, you may not.*






# Homework

- *Practice the vocabularies/structures and make sentences using them.*
- *Do the exercises on page 53 WB.*
- *Do the exercises in **Tiếng Anh 3 i-Learn Smart Start Notebook** on page 36.*
- *Prepare the next lesson (page 77 SB).*
- *Play the consolidation games in **Tiếng Anh 3 i-Learn Smart Start DHA App** on [www.eduhome.com.vn](http://www.eduhome.com.vn)*







Stay positive and have a nice day!