



# Tiếng Anh

## Unit 5: Getting Around

### Lesson 3.1

Page 70

# Lesson Outline

## Warm-up

## Vocabulary

## Structure

## Consolidation

## Wrap-up

**Unit 5 LESSON 3**

### GETTING AROUND

**A 1. Listen and point. Repeat.**

- go straight
- go over
- traffic lights
- corner
- bridge
- on the left
- on the right

**2. Play Heads up. What's missing?**

**B 1. Listen and practice.**

How do I get to the swimming pool?

Go straight. Then, turn left. It's on the right.

**2. Look and write. Practice.**

- Turn left. Then, go over the bridge. It's on the left.
- Go straight. Then, turn left at the corner. It's on the right.
- Go straight at the traffic lights. Then, go over the bridge. It's opposite the stadium.
- Turn left at the traffic lights. It's on the left. It's next to the library.

70

# Objectives

By the end of this lesson, students will be able to...

**Vocabulary:** Pronounce and use the words related to the topic properly: *go straight, go over, traffic lights, corner, bridge, on the left, on the right.*

**Structure:** *How do I get to the swimming pool?  
Go straight. Then, turn left. It's on the right.*

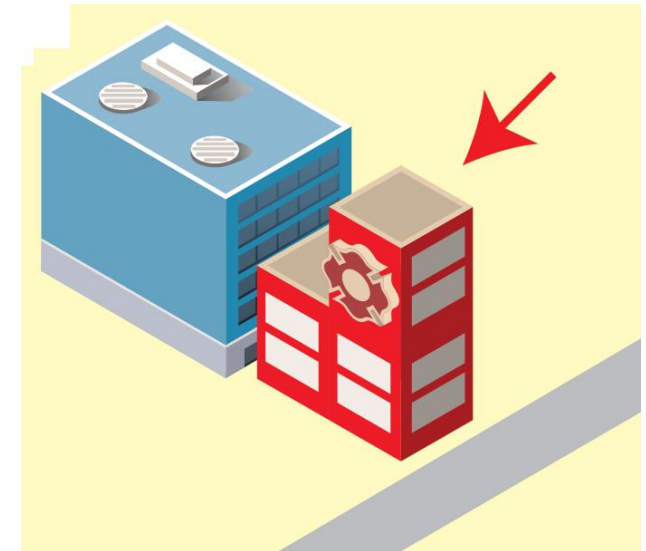


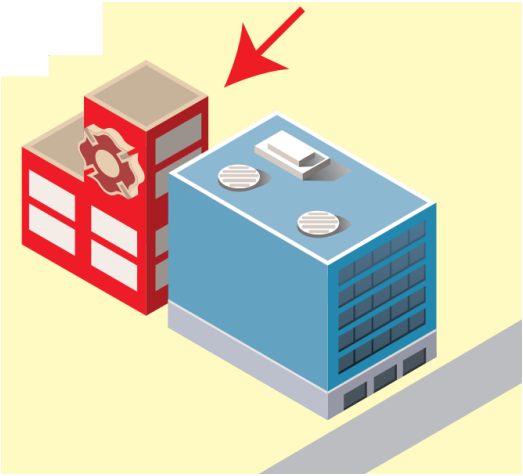


# WARM UP





Look at the picture and say aloud the word.







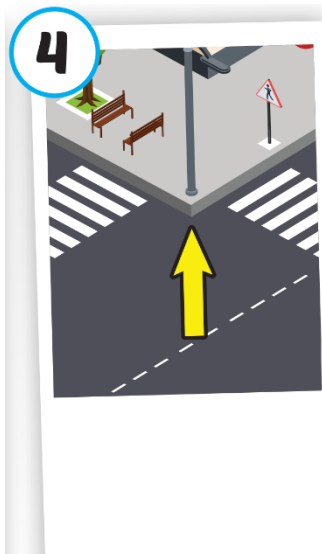






**A****1. Listen and point. Repeat.**CD2  
39*Click on each picture to hear the sound.*go  
straight/gou streit/  
đi thẳng

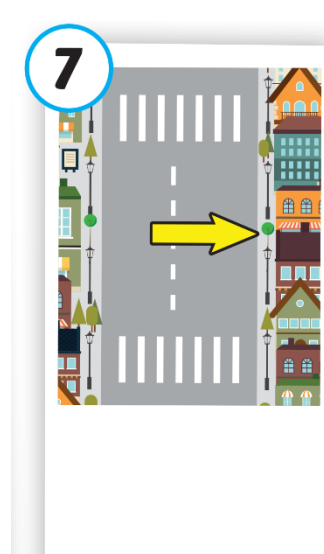
go over

/gou 'ouvər/  
đi qua,  
băng quatraffic  
lights/'træfik laits/  
đèn giao thông

corner

/'kɔ:rnər/  
góc (đường)

bridge

/bridʒ/  
cây cầuon the  
left/ɑ:n ðə left/  
phía bên tráion the  
right/ɑ:n ðə raɪt/  
phía bên phải

A

**1. Listen and point. Repeat.**

*Click on each picture to hear the sound.*




go  
straight

/goʊ streɪt/  
đi thẳng

**A****1. Listen and point. Repeat.**

*Click on each picture to hear the sound.*




# go over

/gou 'oʊvər/  
đi qua,  
bằng qua



**A****1. Listen and point. Repeat.**

*Click on each picture to hear the sound.*



traffic  
lights


*/'træfɪk laɪts/  
đèn giao thông*

**A****1. Listen and point. Repeat.**

*Click on each picture to hear the sound.*

# corner

*/'kɔːrnər/  
góc (đường)*



**A****1. Listen and point. Repeat.**

*Click on each picture to hear the sound.*



# bridge

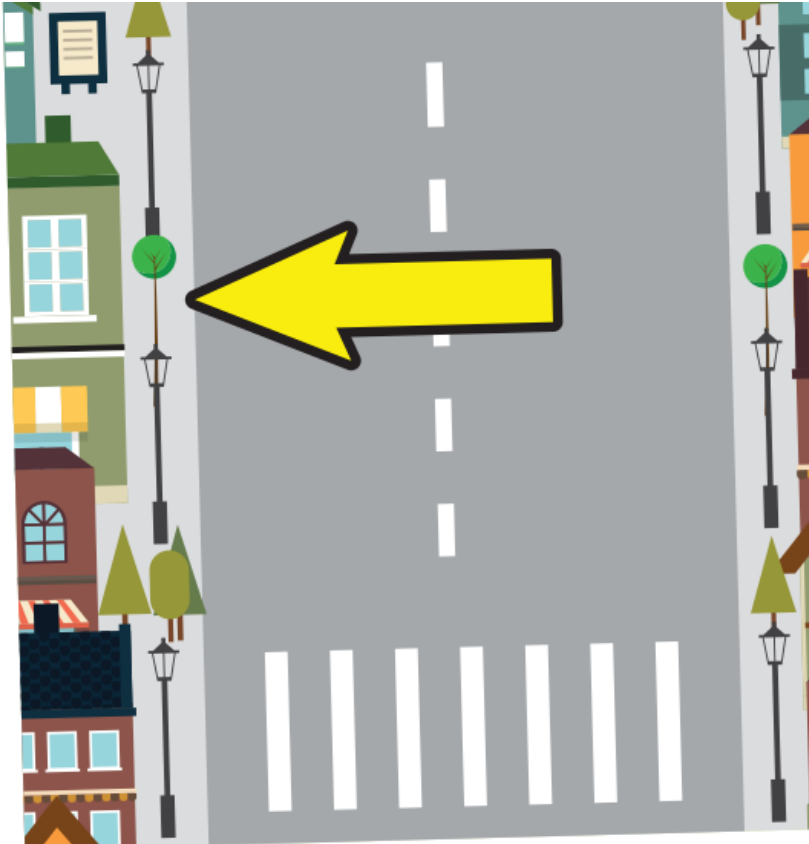
/brɪdʒ/  
cây cầu



A

**1. Listen and point. Repeat.**

*Click on each picture to hear the sound.*



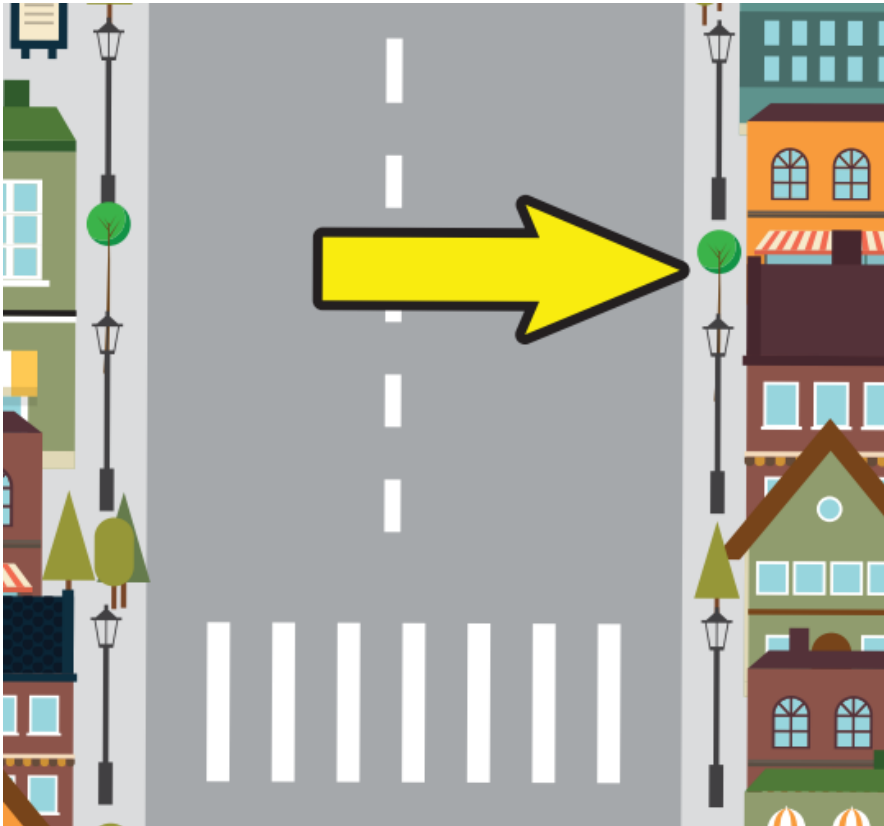
on the  
left

/ɑːn ðə left/  
phía bên trái

A

**1. Listen and point. Repeat.**

*Click on each picture to hear the sound.*



on the  
right

/ɑːn ðə raɪt/  
phía bên phải





# CORRECT OR INCORRECT



go over

go straight

corner

incorrect

correct





go over

traffic lights

go ahead

incorrect

correct





bridge

corner


traffic lights

incorrect

correct







bridge


corner

near

incorrect

correct





opposite

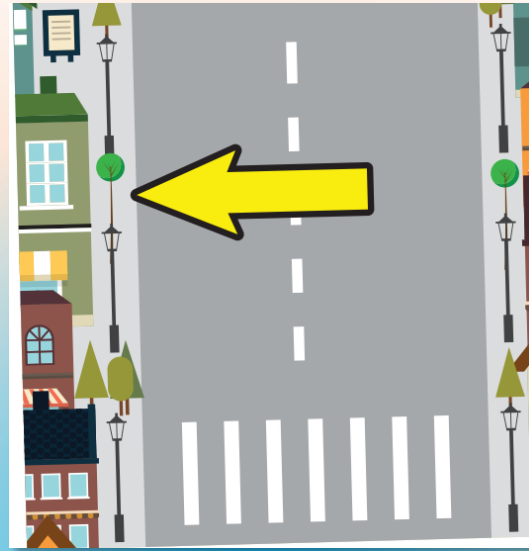
corner

bridge

incorrect

correct





on the right

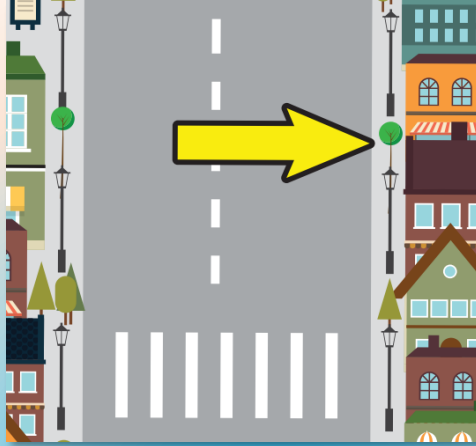
on the left

bridge

incorrect

correct





on the right

in front of

on the left


incorrect

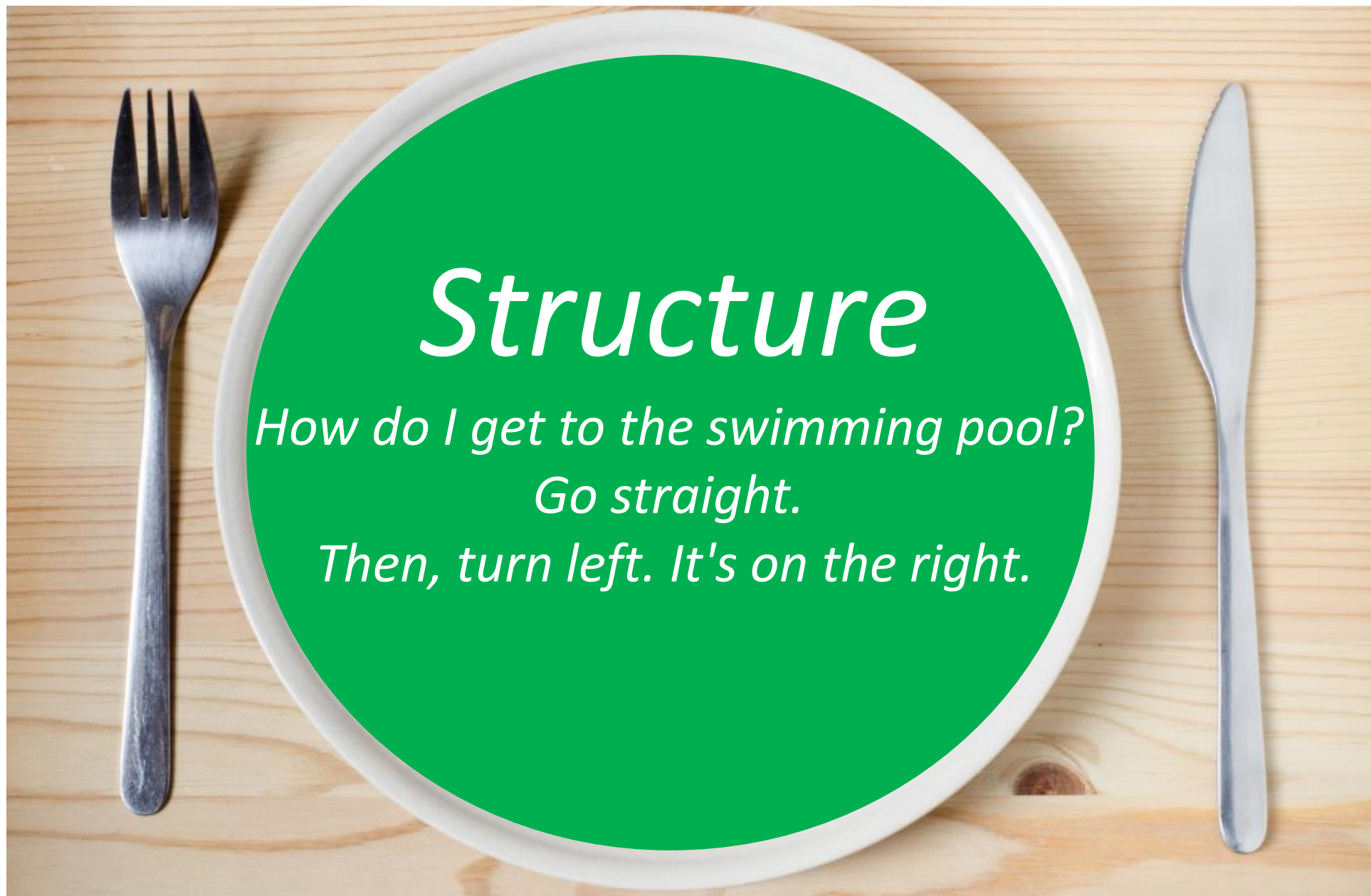
correct





## 2. Play *Heads up. What's missing?*



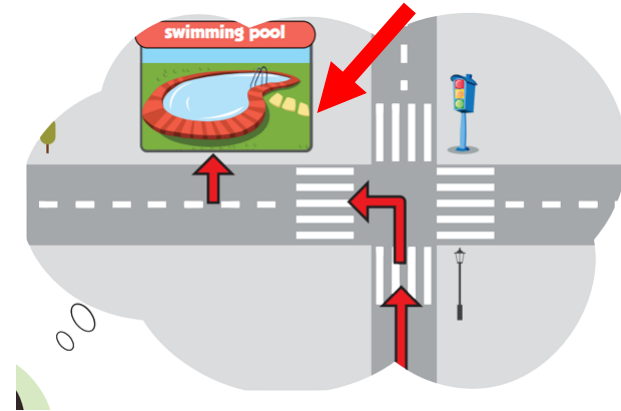




## Structure



How do I get to the swimming pool?



Go straight. Then, turn left.  
It's on the right.



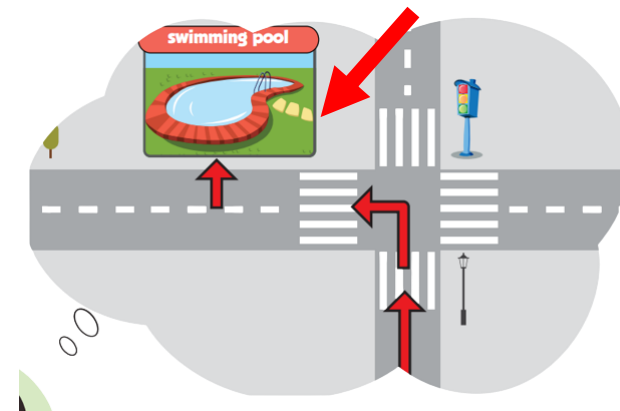




## 1. Listen and practice.



How do I get to the swimming pool?



Go straight. Then, turn left.  
It's on the right.



## 2. Look and write Practice.

- 1 Turn left. Then, go over  
the bridge. It's on the left.



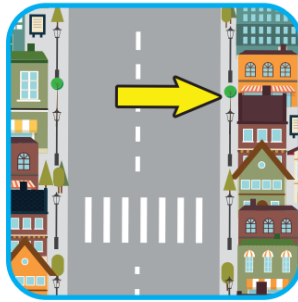
- 2 Go straight. Then, turn left  
at the corner.  
It's on the right.



- 3 Go straight at the traffic  
lights. Then, go over the  
bridge. It's opposite  
the stadium.



- 4 Turn left at the traffic lights.  
It's on the right.  
It's next to the library.

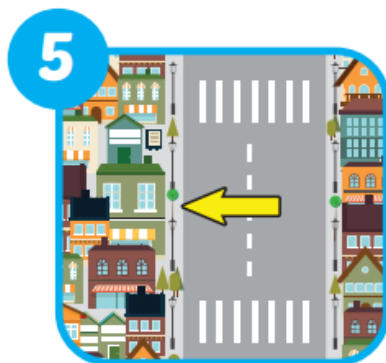


Extra Practice  
WB, page 46

**A** What's next? Look and write.

1							<u>traffic lights</u>
2							<u>bridge</u>
3							<u>on the left</u>
4							<u>on the right</u>
5							<u>corner</u>
6							<u>go straight</u>



Extra Practice  
WB, page 46**B****Complete the words and match.**
☐ b r i d g e

☐ g o o v e r

☒ g o s t r a i g h t

☐ o n t h e l e f t

☐ c o r n e r

☐ t r a f f i c  
l i g h t s

# WRAP-UP



# Today's lesson

## *Vocabularies*

*go straight, go over,  
traffic lights, corner,  
bridge, on the left,  
on the right.*

## *Structures/ Sentence patterns*

*How do I get to the swimming pool?  
Go straight. Then, turn left. It's on  
the right.*

# Homework

- *Practice the vocabularies and structure; and make sentences using them.*
- *Do the exercises in **Tiếng Anh 4 i-Learn Smart Start WB** (page 46).*
- *Do the exercises in **Tiếng Anh 4 i-Learn Smart Start Notebook** (page 30).*
- *Prepare the next lesson (page 71 SB).*
- *Play the consolidation games in **Tiếng Anh 4 i-Learn Smart Start DHA App** on [www.eduhome.com.vn](http://www.eduhome.com.vn)*





Enjoy your day!