

# Unit 5: Sports and hobbies

## Lesson 3.2

Page 75

# Lesson Outline

## Warm-up

## Listening

## Consolidation

## Wrap-up

**C** 1. Listen and repeat. watch, catch

2. Chant.

**D** 1. Look and listen. 2. Listen and number.

Yes. Can I come, too? No, you may not. No. Sorry. Yes, you may.

**1** BORED AT HOME...  
Tom: Hmm. Oh, it's Cody and Mai.  
Cody/Mai: Hey, Tom.  
Tom: Grandma, may I go out?  
Grandma: (1)

**2** Alfie: May I watch TV?  
Grandma: (2)  
Alfie: Great. Thank you.

**3** Tom: May I go swimming?  
Grandma: (3) Tom. The swimming pool is too far away.

**4** Tom: OK, may I go skateboarding?  
Grandma: (4)  
Tom: Sure.  
Children: Wow!

3. Practice with your friends.



## Objectives

By the end of this lesson, students will be able to pronounce the sound /tʃ/ and talk about their school timetables.

**Phonic:** /tʃ/

**Structure:** May I watch TV?

- Yes, you may./No, you may not.






# WARM-UP



# Hidden Pictures Guessing Game



## HOW TO PLAY

### Hidden Picture Games

- Ask students to choose a color.
- Click on the colored shapes. This will reveal the hidden picture.
- As the shapes disappear, students should try to guess the word.



**go out**

**SHOW**

# watch TV

**SHOW**



**go swimming**

**SHOW**

# go skateboarding

**SHOW**







Sounds

C

1. Listen and repeat.   
*watch*, *catch*


*watch*

/tʃ/

*catch*




## 2. Chant.



/tʃ/, /tʃ/, /tʃ/,  
/tʃ/, /tʃ/, /tʃ/,  
watch, catch,  
/tʃ/, /tʃ/, /tʃ/.

/tʃ/, /tʃ/, /tʃ/,  
/tʃ/, /tʃ/, /tʃ/,  
watch, catch,  
/tʃ/, /tʃ/, /tʃ/.



Click to follow the lyrics.

Click one more to follow the second one.







1



1. Look and listen.



2

Where are the kids?



3

Who is with them?



4

What is Grandma doing?





Tom: Hmm. Oh, it's Cody and Mai.

Cody/Mai: Hey, Tom.

Tom: Grandma, may I go out?

Grandma: (1)

Alfie: May I watch TV?

Grandma: (2)

Alfie: Great. Thank you.

Tom: May I go swimming?

Grandma: (3) Tom. The swimming pool  
is too far away.

Tom: OK, may I go skateboarding?

Grandma: (4)

Tom: Sure.

Children: Wow!

Yes. Can I come, too?  
(4)

No, you may not.  
(1)

No. Sorry,  
(3)

Yes, you may.  
(2)



Extra Practice  
WB, page 53.



**Listen and put a tick (✓) or a cross (✗).**



1

May I go  
skateboarding?



2

May I go out?



3

May I go swimming?



4

May I watch TV?



Click on the number to hear the sound.



### 3. Practice with your friends.



1. Divide the class into pairs.
2. Have students practice saying the sentences.
3. Have some pairs demonstrate the activity in front of the class.

*May I **watch TV**?*



*Yes, you may./  
No, you may not.*





# THE SLAP GAME



May I go out?

Yes, you  
may

Yes, I  
may



May I go skateboarding?

No, you  
may not

Yes, I  
may



May I ...TV?

go

watch





May I go ...?

swimming

swimming



... go out?

I may

May I



# CONSOLIDATION



# LET'S PLAY!

*Click here to play the games.*

Tiếng Anh 3 i-Learn Smart Start

Phần mềm trò chơi tương tác

Unit 5 - Sports & Hobbies

Lesson 1

0%

Lesson 2

33,33%

Lesson 3

0%

Lesson 4

0%



Listen And Find



Look And Find



Grammar





# WRAP-UP





Let's play







## How to play

- . Listen to a sound
- . Choose the correct answer



Click the dog having the correct answer.

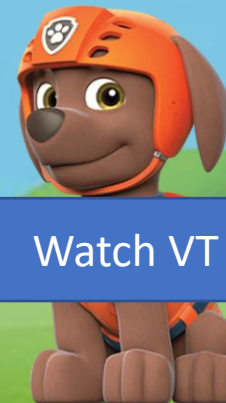
Click here



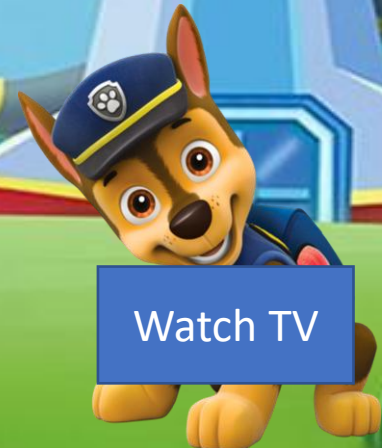
Wat TV



Wach TV



Watch VT



Watch TV






Click the dog having the correct answer.


Click here



go  
swim



go  
swimming



go  
swimming

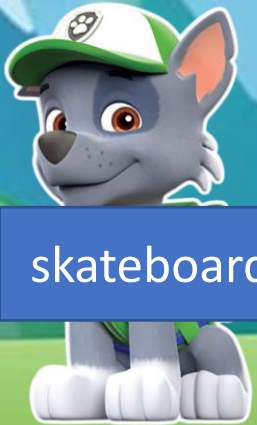


swimming



Click the dog having the correct answer.

Click here



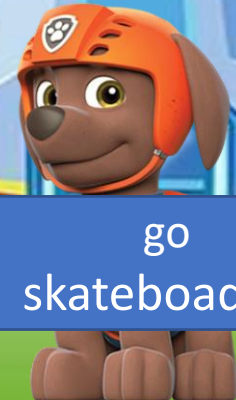
skateboarding



go skate



go  
skateboarding



go  
skateboarding





Click the dog having the correct answer.

Click here



out



going out



go out



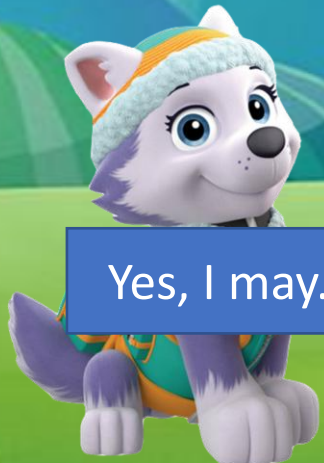
go ou



Click the dog having the correct answer.

Click here

Answer the question you hear.



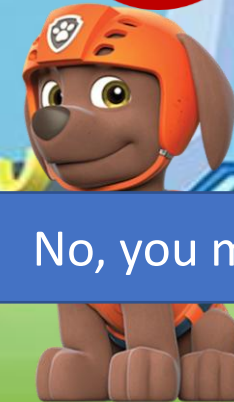
Yes, I may.



Yes, you may.



Yes, you may not.



No, you may.

# Today's lesson

*Phonics*

*/tʃ/*

*Structures/ Sentence patterns*

*May I watch TV?*

*- Yes, you may./ No, you may not.*



# Homework

- *Practice the vocabularies and structures and make sentences using them.*
- *Do the exercises on page 53 WB.*
- *Do the exercises in **Tiếng Anh 3 i-Learn Smart Start Notebook** on page 36.*
- *Prepare the next lesson (page 76 SB).*
- *Play the consolidation games in **Tiếng Anh 3 i-Learn Smart Start DHA App** on [www.eduhome.com.vn](http://www.eduhome.com.vn)*







Stay positive and have a nice day!