

Unit 5: Sports and hobbies

Lesson 2.2

Page 72

Lesson Outline

Warm-up

Listening

Consolidation

Wrap-up

C 1. Listen and repeat. *throwing, three*

D 1. Look and listen.

AT THE SPORTS CENTER...

(1) kicking, soccer

(2) hitting balls, volleyball

(3) catching, basketball

(4) throwing, basketball

2. Chant.

3. Listen and draw lines.

James: What are you good at, Mai?
Mai: I'm good at ...
James: Good. You can play with the ... team.

James: What are you good at, Tom?
Tom: I'm good at ...
James: OK ... for you.

James: What about you, Lucy?
Lucy: I'm good at ... See?
James: Lucy, the ... team.

James: Alfie, what are you good at?
Alfie: I'm good at ... balls.
James: Good. ... team.
OK, Grandma? What are you good at?
Grandma: I'm good at doing this! Kiai!
Children: Wow!

3. Practice with your friends.

72

Objectives

By the end of this lesson, students will be able to pronounce the sound /θ/ and talk about their school timetables.

Phonic: /θ/

Structure: When do you have English?

- I have English on Wednesdays and Fridays.



WARM-UP



Choose a number and fill in the blank.

a 1

o 2 i

i k 3

h 4

*Click on each word to
hear the sound.*

*Click here to show
answers.*

1

2

3


4





Sounds

C

1. Listen and repeat. 
throwing, three

throwing

/θ/

three


Click on each word to hear the sound.



2. Chant. 

/θ/, /θ/, /θ/,
/θ/, /θ/, /θ/,
throwing, three,
/θ/, /θ/, /θ/

/θ/, /θ/, /θ/,
/θ/, /θ/, /θ/,
throwing, three,
/θ/, /θ/, /θ/



Click to follow the lyrics.

Click one more to follow the second one.





D

1. Look and listen.



AT THE SPORTS CENTER...



Who can you see?



What actions can you see?



What actions can you see?




How does the man feel?




2. Listen and draw lines.  


kicking, soccer



hitting balls, volleyball



catching, basketball



throwing, basketball



Click on the number to hear the sound

1

James: What are you good at, Mai?

Mai: I'm good at kicking.

James: Good. You can play with the soccer team.

2

James: What are you good at, Tom?

Tom: I'm good at catching.

James: OK. Basketball for you.



3

James: What about you, Lucy?

Lucy: I'm good at hitting balls. See?

James: Lucy, the volleyball team.

Click on the number to hear the sound



4

James: Alfie, what are you good at?

Alfie: I'm good at throwing balls.

James: Good. Basketball team.

OK, Grandma? What are you good at?

Grandma: I'm good at doing this! Kiai!

Children: Wow!

Click on the number to hear the sound





3. Practice with your friends.



1. Divide the class into pairs.
2. Have students practice saying the sentences.
3. Have some pairs demonstrate the activity in front of the class.

What are you good at?



I'm good at ...



Extra Practice
WB, page 51.



Listen and circle.



Click on the picture to hear the sound

1



2



Extra Practice
WB, page 51.




Listen and circle.



Click on the picture to hear the sound

3



4



CONSOLIDATION



LET'S PLAY!

Click here to play the games.

The screenshot displays the i-Learn Smart Start interface for Unit 5: Sports & Hobbies. The top navigation bar includes the text "Tiếng Anh 3 i-Learn Smart Start", "Phần mềm trò chơi tương tác", and "Unit 5 - Sports & Hobbies".

On the left sidebar, the progress for four lessons is shown:

- Lesson 1: 0%
- Lesson 2: 33.33%
- Lesson 3: 0%
- Lesson 4: 0%

The main area features three interactive game cards:

- Listen And Find**: Represented by a magnifying glass over a speaker icon, with 3 stars below it.
- Look And Find**: Represented by a magnifying glass over an eye icon, with 3 stars below it.
- Grammar**: Represented by a book icon, with 3 stars below it.



WRAP-UP





Bees return
to the hive


Play

Click on any bee to open the question.



End

Click the icon to hear the sound



catching

Click to show answer.

Back



Rewrite the word:
ihgtint

hitting

Click to show answer.






Rewrite the word:
kngckii

kicking

Click to show answer.



Click the icon to hear the sound




throwing

Click to show answer.

Back

Click the icon to hear the sound




hitting

Click to show answer.

Back

Click the icon to hear the sound




What are you
good at?

Click to show answer.

Back

Click the icon to hear the sound



kicking

Click to show answer.

Back



Rewrite the word:
chatcgni

catching

Click to show answer.



Back



/'θrouɪŋ/
ném

throwing

Click to show answer.



Back

Today's lesson

Phonics

/θ/

Structures/ Sentence patterns

What are you good at?

- I'm good at...



Homework

- *Practice the vocabularies/ structures and make sentences using them.*
- *Do the exercises on page 51 WB.*
- *Do the exercises in **Tiếng Anh 3 i-Learn Smart Start Notebook** on page 35.*
- *Prepare the next lesson (page 73 SB).*
- *Play the consolidation games in **Tiếng Anh 3 i-Learn Smart Start DHA App** on www.eduhome.com.vn*





Stay positive and have a nice day!