



**Unit 4: HOME**  
**Lesson 3.2**  
**Page 59**

# Lesson Outline

## Warm-up

## Listening

## Consolidation

## Wrap-up

**C** 1. Listen and repeat. sofa, house

2. Chant.

**D** 1. Look and listen. 2. Listen and number.

sofa ☐ picture ☐ mirror ☐ 1 ☐ table ☐

**AT THE NEW HOME...**

1 Lucy: Can I help you, Daddy?  
Mr. Brown: Yes, please, Lucy. Can you help me find some things?  
Lucy: Sure, Daddy.  
Mr. Brown: Is the (1) in the kitchen, Lucy?  
Lucy: Yes, it is. Here you are.

2 Mr. Brown: Is the (2) in the bedroom?  
Lucy: Let me see. Yes, it is.  
Mr. Brown: That's great.

3 Mr. Brown: Is the (3) in the living room?  
Lucy: Oh, no, it isn't.  
Mr. Brown: That's OK. We can find it later.

4 Mr. Brown: Is the (4) in the living room?  
Lucy: No, it isn't.  
Mr. Brown: OK. Do you see a box?  
Lucy: Yes.  
Mr. Brown: Look in the box, Lucy.  
Lucy: Wow! Daddy! There's a little cat!  
Mr. Brown: It's for you! Welcome to our new house!

3. Practice with your friends.



# Objectives

By the end of this lesson, students will be able to **ask where things are**, using the target language.

**Vocabulary:** Revision

*mirror, picture, sofa, table, box, house.*

**Structure:** Revision

*Is the picture in the living room? Yes, it is.*

*Is the cat in the house? No, it isn't.*







# WARM UP

1

1



2

2



3

3



4

4



5

5



6

6









# C. 1. Listen and repeat.



*Click each English word to hear the sound*

1



sofa

2



house



## C. 2. Chant.



*Click on the earphone to practice the chant.*

/əʊ/, /aʊ/, /əʊ/

sofa

house

/əʊ/, /aʊ/, /əʊ/



**D**

# 1. Look and listen.



*Click on the earphone to hear the sound.*



**2. Listen and number.**

*Click on the earphone to hear the sound.*

mirror

1

table

4

sofa

3

picture

2





**2. Listen and number.**

Click on the earphone to hear the sound.

*Yes, please, Lucy. Can you help me find some things?*

*Is the mirror in the kitchen, Lucy?*

*Can I help you, Daddy?*

*Sure, Daddy.*

*Yes, it is.  
Here you are ?*



**2. Listen and number.**

*Click on the earphone to hear the sound.*

Is the picture in  
the bedroom ?

*That's great.*

*Let me see.  
Yes, it is.*



**2. Listen and number.**

*Click on the earphone to hear the sound.*

*Is the sofa in the living room ?*

*Oh, no, it isn't.*

*That's OK. We can find it later.*





**2. Listen and number.**

*Click on the earphone to hear the sound.*

*Is the table in the living room ?*

*No, it isn't.*

*OK. Do you see a box?*

*Yes.*

*Look in the box, Lucy.*

*Wow! Daddy!  
There's a little cat.*

*It's for you! Welcome  
to our new house!*



### 3. Practice with your friends.

**Lucy:** Can I help you, Daddy?

**Mr. Brown:** Yes, please, Lucy. Can you help me find some things?

**Lucy:** Sure, Daddy.

**Mr. Brown:** Is the mirror in the kitchen, Lucy?

**Lucy:** Yes, it is. Here you are.



### 3. Practice with your friends.

Mr. Brown: Is the picture in the bedroom?

**Lucy:** Let me see. Yes, it is.

Mr. Brown: That's great.





### 3. Practice with your friends.

Mr. Brown: Is the sofa in the living room?

Lucy: Oh, no, it isn't.

Mr. Brown: That's OK. We can find it later.



### 3. Practice with your friends.

Mr. Brown: Is the table in the living room?

Lucy: No, it isn't.

Mr. Brown: OK. Do you see a box?

Lucy: Yes.

Mr. Brown: Look in the box, Lucy.

Lucy: Wow! Daddy! There's a little cat!

Mr. Brown: It's for you! Welcome to our new house!









**Listen and put a tick (✓) or a cross (✗).** 

*Click on the earphone to hear the sound.*

1



2





**Listen and put a tick (✓) or a cross (✗).**

*Click on the earphone to hear the sound.*



3



4



A photograph showing three hands holding three white puzzle pieces. The hands are positioned to bring the pieces together. The background is a blurred city skyline at night with lights from buildings.

# CONSOLIDATION

**LET'S PLAY!**

*Click here to play  
the games!*


Tiếng Anh 3 i-Learn Smart Start > Phần mềm trò chơi tương tác > Unit 4 - Home


Lesson 1 0%


Lesson 2 0%

**Lesson 3 0%**

Lesson 4 0%

  
Listen And Find  
☆☆☆

  
Look And Find  
☆☆☆


  
Grammar  
☆☆☆



Look at the picture, ask and answer.

*Is the cat in the bedroom?*

*Yes, it is.*




Look at the picture, ask and answer.

*Is the mirror in the bedroom?*

*No, it isn't.*

2





# WRAP-UP

# ***Today's lesson***

## ***Vocabularies***

Revision

*mirror, picture,  
sofa, table, box,  
house.*

## ***Structures/ Sentence patterns***

Revision

*Is the picture in the living room?*

*Yes, it is.*

*Is the cat in the house?*

*No, it isn't.*





# Homework

- *Review the vocabularies and sentence patterns.  
Make sentences using them.*
- *Do the exercise C on page 43 (WB)*
- *Prepare the next lesson (page 60 SB)*
- *Play the consolidation games in **Tiếng Anh 3 i-Learn Smart Start DHA App** on [www.eduhome.com.vn](http://www.eduhome.com.vn)*
- *Do the exercises in **Tiếng Anh 3 i-Learn Smart Start Notebook** (page 30)*





Enjoy your day!





Have a nice day!