

Wonderful
WORLD

Wonderful WORLD



Table of contents

Wonderful
WORLD

01



Warm - up

02



Presentation

03



Practice

04



Production

05




Assessment

01

Warm up

Let's play game "A hidden picture"





Unit 3: SCHOOL LIFE

Lesson 1 - Task 1, 2, 3





1 Look at the photo. Answer.
Where are these children?

A primary school in the highland province of Ha Giang, Vietnam

1 What can you see? Look, point and tick.

- | | | |
|---|--|--|
| <input checked="" type="checkbox"/> teacher | <input checked="" type="checkbox"/> book | <input checked="" type="checkbox"/> purple |
| <input checked="" type="checkbox"/> student | <input checked="" type="checkbox"/> blackboard | <input checked="" type="checkbox"/> pink |
| <input checked="" type="checkbox"/> desk | <input type="checkbox"/> clock | <input checked="" type="checkbox"/> blue |
| <input checked="" type="checkbox"/> chair | <input type="checkbox"/> table | |

2 Where are these children? Look and say.




A primary school in the highland province of Ha Giang, Vietnam

02

PRESENTATION

1 Listen and read.



Listen.



Why do Maggie's students love her?



Listen and read.




Maggie MacDonnell is a teacher in Salluit in Canada. It is very cold and windy in Salluit. You cannot get to Salluit by car. You have to fly. Maggie's students study maths, science and English. Maggie teaches school subjects, but she does a lot more. She finds solutions to her students' problems. It's often too cold in Salluit for them to play outside. So, Maggie opened a fitness centre. Now, her students can exercise and practise sport all year.






exercise
/'eksərsaɪz/






fitness centre
/'fitnəs sentər/






practise
/'præktɪs/





problem
/'pra:bləm/





solution
/sə'lu:ʃn/



Listen, point and repeat.




exercise



fitness centre



practise




problem



solution



Mini-game: zoomed-in picture



problem

Mini-game: zoomed-in picture



exercise

Mini-game: zoomed-in picture



practise

Mini-game: zoomed-in picture





fitness centre

03

PRACTICE


3 Circle the odd one out.






The odd-one-out











2/15




sport








teacher


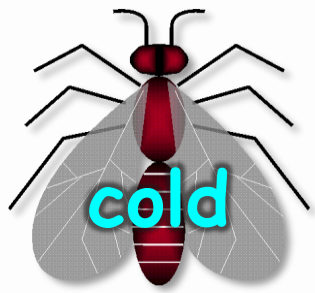



student



practise






04

PRODUCTION

Let's talk!




Let's talk about your school life.

This is my school. Its name is ____ primary school. My school is exactly beautiful and big. There is a fitness centre in our school. We can do morning exercise everyday...




05

ASSESSMENT



Word search puzzle

School life




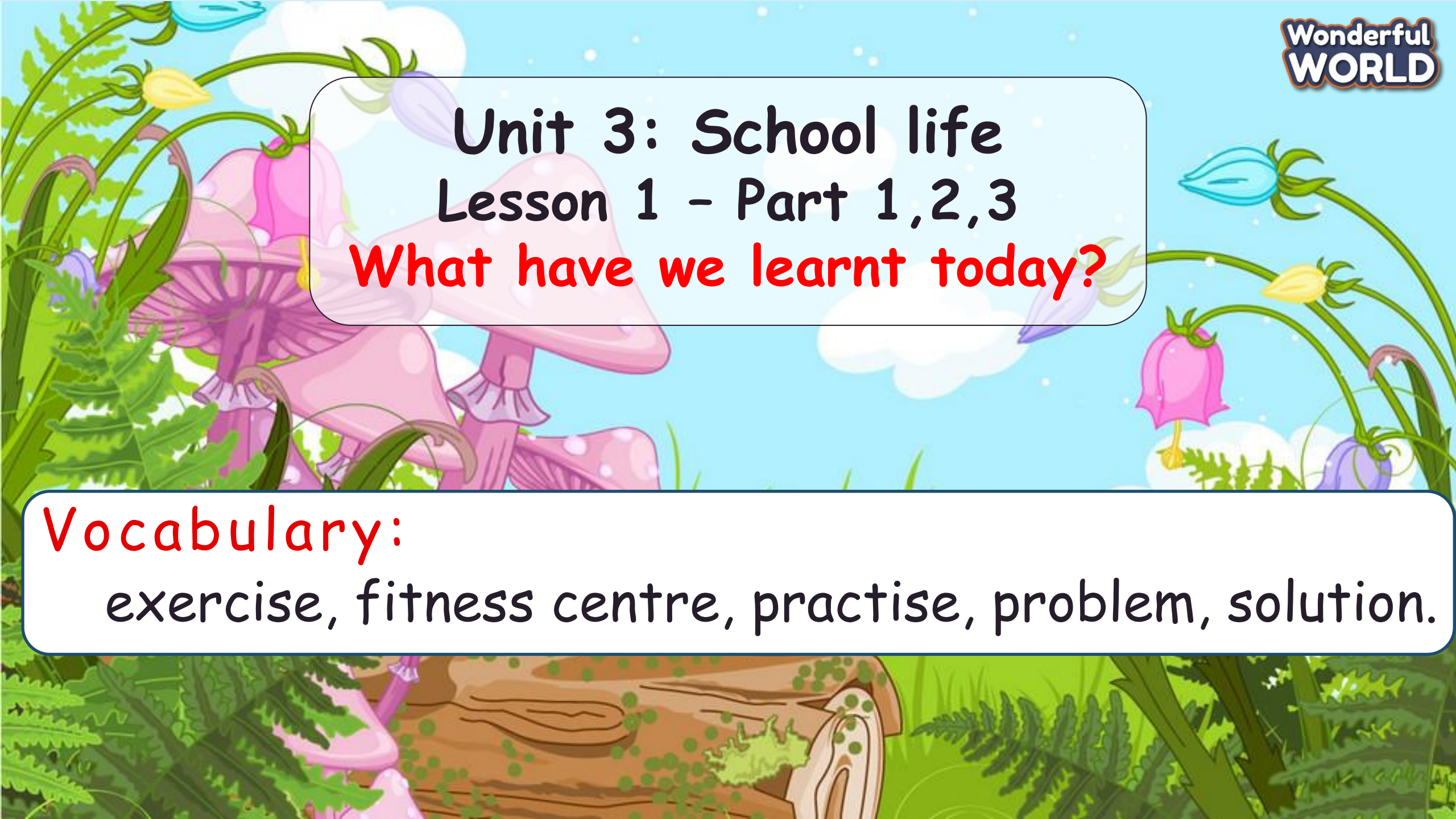
- PRACTISE
- FITNESS CENTRE
- PROBLEM
- EXERCISE
- SOLUTION



06

WRAP-UP





Unit 3: School life

Lesson 1 – Part 1,2,3

What have we learnt today?

Vocabulary:

exercise, fitness centre, practise, problem, solution.



An illustration of six diverse children holding hands in a circle around a green and blue globe. The children are smiling and looking towards the center. The background is a light blue sky with white clouds, yellow stars, and green foliage. A white banner with a blue border is positioned in the center, containing the text "Thank you & goodbye!".

Thank you
& goodbye!